
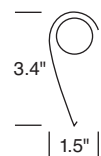


STICK T5 SINGLE LAMP CANTILEVER

18 SERIES

Fully Perforated White Reflector
with Acrylic Backing



TYPE:

Model #

Projection (in.)

Voltage

Options*

Dimming*

ORDER NUMBER:

6, 12,
18, 24

1-120V
2-277V

SEM
S100P
SRB9S
SRB9R

SD3
SD5
SD8
SD9
SD10

PROJECT:

Run Length:

Custom Projection (in.):

* See back page for details.

Please review mounting info before ordering. All rail parts must be ordered separately.

Stand Alone	Length	Wattage	Top View	Projection
ST98228.418	8'	2-28		
ST98254.418	8'	2-54		
ST96221.318	6'	2-21		
ST96239.318	6'	2-39		

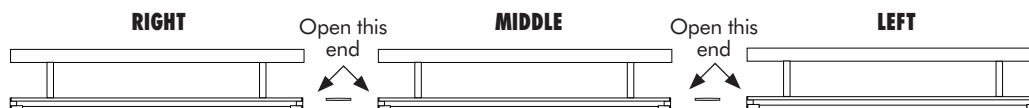
Stand Alone	Length	Wattage	Top View	Projection
ST94128.418	4'	1-28		
ST94154.418	4'	1-54		
ST93121.318	3'	1-21		
ST93139.318	3'	1-39		

ST9 CONNECTING SECTIONS (TOP VIEW)

STR open on right side of cord

STM open on both ends

STL open on left side of cord



Model #	Length	Wattage	Model #	Length	Wattage	Model #	Length	Wattage
STR98228.418	8'	2-28	STM98228.418	8'	2-28	STL98228.418	8'	2-28
STR98254.418	8'	2-54	STM98254.418	8'	2-54	STL98254.418	8'	2-54
STR96221.318	6'	2-21	STM96221.318	6'	2-21	STL96221.318	6'	2-21
STR96239.318	6'	2-39	STM96239.318	6'	2-39	STL96239.318	6'	2-39
STR94128.418	4'	1-28	STM94128.418	4'	1-28	STL94128.418	4'	1-28
STR94154.418	4'	1-54	STM94154.418	4'	1-54	STL94154.418	4'	1-54
STR93121.318	3'	1-21	STM93121.318	3'	1-21	STL93121.318	3'	1-21
STR93139.318	3'	1-39	STM93139.318	3'	1-39	STL93139.318	3'	1-39

DELRAY
LIGHTING
INCORPORATED

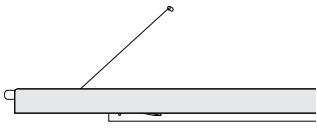
ST9/18

BURBANK,
CALIFORNIA,
91505
WWW.
DELRAY
LIGHTING.
COM

DEC 2011

4' 54W

1-54W T5



ST94154.418

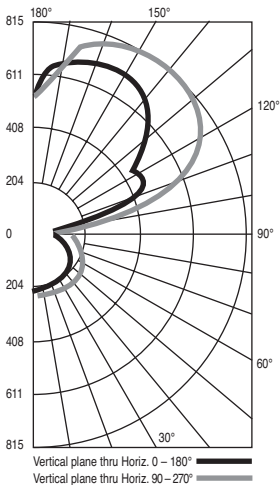
1-54W HO T5

G5 socket

Total lumens: 5000 mean

Total luminaire efficiency: 77%

CP DISTRIBUTION



COEFFICIENTS

% CEILING 80 (20% FLOOR)			
% WALL	70	50	30
0	78	78	78
1	70	66	62
2	63	57	52
3	57	49	43
4	52	43	37
5	47	38	32
6	43	34	28
7	40	31	24
8	37	27	22
9	34	25	19
10	32	23	17

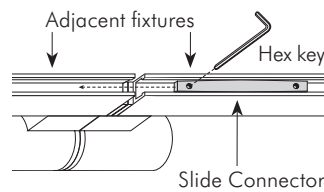
ST9 CONSTRUCTION

INLINE PENDANT

- The **ST98** (8 ft.), **ST96** (6 ft.), **ST94** (4 ft.), and **ST93** (3 ft.) series are wall mount cantilevered fixtures that may be used as stand-alone units or connected in continuous runs.
- Projections are available in lengths of 6, 12, 18 and 24 inches, standard. Also available in custom lengths (specify). Projections over 12 inches require aircraft cable support (4 ft. cable and angle-adjusting cable grippers supplied).
- Zinc aluminum alloy and aluminum extrusion, with a matte anodized finish.
- G5 twist-in lamp holders.
- Standard output electronic ballasts are 120/277V, 50/60 Hz universal, in a remote housing.
- Back plate has a 7/8" opening for direct conduit feed and is not intended for J-box mount.
- U.L. listed for damp locations.

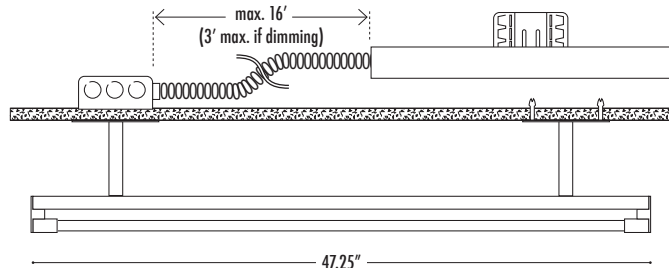
CONTINUOUS MOUNT INFORMATION

Follow instructions for rail or remote ballast installation. Be certain to join right, left and middle fixtures accordingly. Slide connector to ensure proper alignment of adjacent fixtures. **Does not connect stand alone fixtures.**




SRB REMOTE BALLAST MOUNT

SRB OPTION: Make lamp wire connections in a horizontally mounted 2x4 handy box. The ballast box must be accessible after installation. Lamp to ballast distance must not exceed 16 feet.



SRB9S – 2" x 4" rectangular cover plates that mount directly to standard handy boxes.

SRB9R – 4" round cover plates that mount to mud rings.



OPTIONS

EMERGENCY BALLASTS

Emergency ballast provides 650 lumens for 90 minutes. Charge light and test switch are visible from below. EM for 28/54W lamps *only*. Voltage must be specified. Order **SEM**.

DIMMING BALLASTS

Note: Dimming available for 4 ft. lamps only; maximum projection length: 3 ft.

Cat. #	Type	Wattage
SD3	Advance Mark X	54
SD5	Advance Mark VII	54
SD8	Lutron Hi Lume FDB	28/54
SD9	Lutron Eco System	28/54
SD10	Stepped dim, 50% for 2x28 only	2x28

BALLAST/RAIL MOUNT INFO

Stick ballast and rail housings are shipped with one opening for direct connection to conduit with a third party 1/2" fitting (as shown below). To locate input power elsewhere, an alternate 7/8" opening may be drilled at the job site anywhere along the top of the aluminum rail housing.

